



Examinations:

- X-Ray**
- CT Scan**
- MRI**
- OPG/Lat Ceph**
- Bone Densitometry/  
Body Composition**
- Ultrasound**
  - Shoulder Ultrasound**
    - Evaluation of injury to tendon, muscle or muscle/tendon junction
    - Rotator cuff tear/calcification/tendinosis
    - Biceps subluxation
    - Capsulitis and bursitis
    - Evaluation of mass including ganglion
    - Occult fracture
    - Acromioclavicular joint pathology
  - Knee Ultrasound**
    - Abnormality of tendons or bursae about the knee
    - Meniscal cyst, popliteal fossa cyst, mass or pseudomass
    - Nerve entrapment, nerve or nerve sheath tumour
    - Injury of collateral ligaments

**MRI now in Canning Vale**

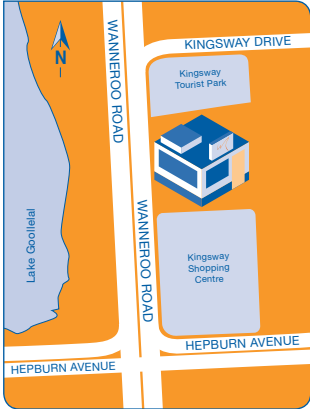
**9200 2777**

**PLEASE PHONE FOR AN APPOINTMENT FOR ALL EXAMINATIONS EXCEPT: GENERAL X-RAY, OPG & CEPHALOMETRY**

	Cockburn	Canning Vale	Madeley	Morley	Clarkson
<b>CT SCAN</b>	*	*	*	*	*
<b>CT CoronaryAngio &amp; Calcium Score</b>	*	*	*	*	*
<b>DIGITAL X-RAY</b>	*	*	*	*	*
<b>ULTRASOUND</b>	*	*	*	*	*
<b>MRI</b>		*	*		
<b>OPG</b>	*	*	*	*	*
<b>DEXA BMD &amp; BODY COMP</b>		*	*	*	*
<b>INTERVENTIONS</b>	*	*	*	*	*

Book online at: [wradi.com.au](http://wradi.com.au)

Email to: [bookings@westernradiology.com.au](mailto:bookings@westernradiology.com.au)



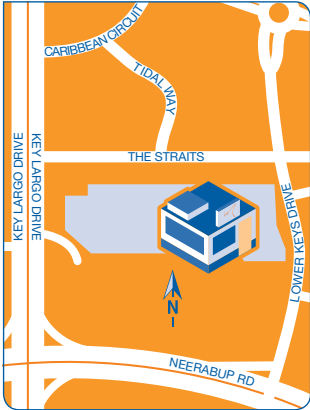
Address:  
**1/210 Wanneroo Road,  
Madeley WA 6065**

Clinic Hours:  
**Monday to Friday 8.30am to 5.00pm**  
**Saturday 8.30am to 12pm**



Address:  
**133 Russell Street,  
Morley WA 6062**

Clinic Hours:  
**Monday to Friday 8.30am to 5.00pm**



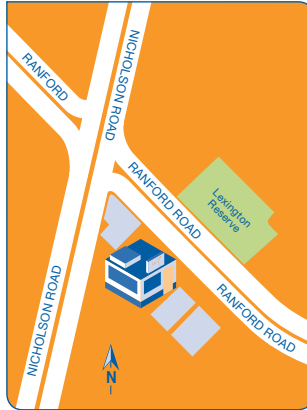
Address:  
**10/61 Key Largo Drive,  
Clarkson WA 6030**

Clinic Hours:  
**Monday to Friday 8.30am to 5.00pm**



Address:  
**2/810 North Lake Road,  
Cockburn Central WA 6164**

Clinic Hours:  
**Monday to Friday 8.30am to 5.00pm**  
**Saturday 8.30am to 12pm**



Address:  
**1/410 Ranford Road,  
Canning Vale WA 6155**

Clinic Hours:  
**Monday to Friday 8.30am to 5.00pm**

Referrer:

Billing Instructions:

Private  Workers Compensation  Motor Vehicle Accident

**FOR STUDIES REQUIRING CONTRAST**

If there is clinical indication that may suggest renal impairment (eg. diabetic, hypertension or aged over 60 years) please supply:

eGFR

Date of Test

 /  / 

(If none - Please arrange to check U + E's prior to scan)

**DOCTOR TO COMPLETE:**

**Is the Patient currently Pregnant or Breastfeeding?**

YES  NO

**If NO, what is the date of L.M.P.?**

Patient Signature: / /

**PATIENT CONSENT OBTAINED?**

YES

## Patient Preparation Instructions

### ABDOMEN ULTRASOUND:

Patients are required to fast for a minimum of 6-8 hours.

Please do not smoke, consume dairy or chew gum during fasting. You may drink fluids such as water, black tea or black coffee only.

### MRI:

Patients are required to remove all jewellery including piercings prior to the examination and ideally should leave jewellery at home.

### PELVIC ULTRASOUND:

Patients are required to have a full bladder, and must finish drinking 1 litre of water 1 hour prior to their appointment time and hold (do not go to the toilet).

### RENAL (KUB) ULTRASOUND:

Patients are required to fast for a minimum of 6-8 hours.

Please do not smoke, consume dairy or chew gum during fasting. Patients ALSO require a full bladder, and must finish drinking 1 litre of water 1 hour prior to their appointment and hold (do not go to the toilet). You may drink fluids such as water, black tea or black coffee only.

Your referrer has recommended you use Western Radiology. You may select another provider but please discuss this with referrer first.

Facsimile: (08) 9200 2778 Email: [reception@wradi.com.au](mailto:reception@wradi.com.au) Book online at: [wradi.com.au](http://wradi.com.au)

**PLEASE BRING ANY PREVIOUS REPORTS / IMAGING TO YOUR APPOINTMENT**